



# 2021 Residential Landscape Inspiration Catalog

COUNTY MATERIALS CORPORATION





Grand Milestone Pavers – HAVEN color (with Elements Paving Stones border in REFLECTION color)





## 2021 Residential Landscape Inspiration Catalog

### Introduction ..... 3

Genesis Face-Mix Technology™ ..... 4  
 Color Options – What’s in a Name? ..... 6

### Pavers, Slabs and Patio Stones ..... 9

Introduction to Dimensionally Compatible Pavers..... 10  
 Vantage™ and Grand Vantage™ Pavers .....12  
 Discover™ and Grand Discover™ Pavers ..... 16  
 Elements™ Paving Stones ..... 20  
 Glow Path Technology™.....24  
 Destination® Pavers .....28  
 Essence™ Wood Grain Plank Pavers .....32  
 Grand Milestone® Pavers .....36  
 Influence Pavers® .....40  
 Skylands™ Concrete Deck Pavers .....44  
 Tranquility® Pavers.....48  
 Permeable Pavers Introduction .....52  
 H2O Pro® Pavers (Permeable Paving Units) .....54  
 Rejuvenate™ Permeable Pavers .....58

### Retaining Walls, Garden Walls and Seat Walls.....63

Tribute® Retaining Wall System ..... 64  
 Integrity™ Retaining Wall System ..... 70  
 Winston® Retaining Wall System ..... 74  
 County Block® Retaining Wall System ..... 78  
 County Cub® Landscape Units ..... 82  
 Rib Rock™ Landscape Block ..... 86

### Outdoor Living Products ..... 91

Summit Stone® Landscape Units..... 92  
 Fire Pit Products (Summit Stone®)..... 96  
 Fire Place Products (Summit Stone®) ..... 98  
 Reflection Stone® Masonry Units ..... 100

### Landscape Accessories..... 103

Passageways® Step Units..... 104  
 Landscape Step Units ..... 106  
 Oversize Landscape Step Units ..... 108  
 Crest™ Bullnose Pavers ..... 110  
 Finishing Touches ..... 112  
 (Column and Seatwall Caps, Burnished Wall Accents, Fire Ring Caps and Alliance Outdoor Lighting)

### Warranty Information ..... 115

Landscape & Masonry Locations ..... 116

**(800) 242-7733**  
**countymaterials.com**  
 info@countymaterials.com

©2021 County Materials Corporation  
 604226724\_0221









## True Craftsmanship with a Purpose

Outdoor living spaces are particularly sentimental areas of the home. For dozens of years, the County Materials team has crafted long-lasting concrete landscape products that are used and loved by families across the country. From pavers and patio stones to retaining walls and step units, we are passionate about making products that form the spaces for fun and memory making. Our team is dedicated to helping landscape professionals and homeowners create the designs of their dreams.

### Finding Inspiration from Our History

Since our company was founded, County Materials' team members have dedicated our talents to producing quality products for everyday people. Our story dates back to 1946, when after World War II, members of the Sonnentag family started a business hauling sand and gravel to area farms. Soon after, concrete blocks were manufactured for local communities, using a single machine in a humble Marathon, Wisconsin garage. Through the decades, our team has tackled economic challenges, fluctuating markets and changes within the industry with the same attention to detail, craftsmanship and care.

We understand what it means to build a company of success. We believe in our team, stop at no length to produce trusted, long-lasting products, and deliver excellent service to our valued customers. Our commitment informed our company's Vision; we stand for Success, Stability and Support. We are proud to contribute toward our customers' dreams by helping to bring them to life, and foster a space they will enjoy for a lifetime.



We know that details matter. It's why we designed our range of products to help build custom, comfortable, time-tested outdoor spaces. Our products are high-quality, long-lasting and manufactured to stand up to the effects of time, Mother Nature and every day wear and tear of family life. Beyond that, they are designed to beautifully complement your property and create an inviting space that makes your house a home.

### Building a Lifetime of Memories

Our team understands how these spaces are really used: from the welcoming familiarity of your patio as you celebrate special occasions with friends, to the cozy, magnetic warmth of your outdoor fireplace that draws in your family on a cool late summer evening. It's the small moments that build lifelong memories.

Ultimately, that's what motivates our team. That's why we show up every day. We want to ensure that each of our products are made with care and precision, so our customers can continue to gather, play, entertain and relax in irresistible spaces.

We have also dedicated ourselves to the betterment of our neighborhoods, community organizations, customers and team members for over 75 years. We work diligently every day to live our values, because we believe it makes a positive impact on our products and our people. Our customers trust that when they choose County Materials, they are partnering with an experienced, dedicated team willing to go the extra mile for life-long satisfaction.





# GENESIS

FACE-MIX TECHNOLOGY™

COUNTY MATERIALS CORPORATION

*Pure color pigments and fine aggregates are blended on the surface, providing vibrant, rich and long-lasting color.*

*Fine aggregates and dense concrete mix provide a smooth, refined surface.*

*Face-mix is integrally bonded to the base, offering exceptional durability and aesthetic design.*



*Base concrete mix features larger aggregates for high-compressive strength.*

- *High-density units resist cracking and damage from freeze-thaw cycles.*
- *Pavers and slabs are manufactured to meet industry standards for strength and absorption.*
- *County Materials pavers and slabs are backed by our customer warranty.*





# Stunning Colors & Amazing Strength

County Materials Corporation utilizes Genesis Face-Mix Technology™ to manufacture beautifully designed pavers and slabs backed by the strength and longevity of quality concrete.

**Genesis Face-Mix Technology provides more than surface beauty.** Genesis ensures **long-lasting color, superior strength and resistance, and unique surface textures.** Our pavers and slabs repel stains and withstand everyday wear and tear.

The fine finish of these pavers features a permanent and integrally-blended layer of our high-strength concrete mix.

It's the perfect combination of vibrant color pigments and dense surface materials. Choose **high-quality, long-lasting pavers and slabs without compromising design or aesthetics.**

Each unit is designed to withstand the wear, tear, weathering and abrasion that occurs in a high-traffic area exposed to the elements. We concentrate the purest color pigments, finest aggregates, and densest concrete mix in the top surface layer of each paving stone where it is visible and matters most.

What is the significance of Genesis Face-Mix Technology? It's provenance, a beginning, carving potential into substance. County Materials' landscape products are designed to create a space where fond memories begin. Our team believes in offering quality products that invoke our customers to spend time celebrating with friends and family in their inspiring outdoor living spaces.

County Materials' commitment to quality derives from our talented team of people who believe in delivering

unparalleled craftsmanship, attention to detail, and customer service.

Our Genesis Face-Mix Technology produces high strength pavers and slabs with non-fading colors and **natural beauty that stands the tests of time.** County Materials' concrete pavers are inherently strong, and our Genesis Face-Mix Technology adds extra surface superiority to ensure customer satisfaction for years to come.





# Color Options – What’s in a Name?

When we began manufacturing landscape products using our **Genesis Face-Mix Technology™**, we thought deeply about what it means to create a special outdoor space for your home. We considered the value of designing something from scratch and the care that goes into realizing the patio, driveway, outdoor kitchen or front entrance of your dreams.

Choosing the highest quality, most reliable landscape products is the foundation on which everything else is built. We’ve made it our goal to craft the most inspiring and time-tested products and colors aimed at cultivating the atmosphere you desire for your living and entertaining spaces.


**Colors are powerful tools of perception.** They are used strategically in marketing, design and art to conjure very specific feelings and memories. Color communicates in strong, irreplaceable ways, sending universal messages to people from all walks of life.

**Color matters.** That’s why your landscape product colors should be chosen with care: color creates an experience.

When we developed our palette of color options for our pavers and slabs, we chose blends that speak volumes, either bold or subtle proclamations of feelings, mood and atmosphere. Colors that inspire and encourage lingering outdoors, creating memories, sharing time with loved ones.

We couldn’t let color naming be an afterthought. Giving a name to a powerful colorway expresses intangible feelings, helping to identify the reason behind design choices.

**Our color names conjure feelings or experiences.** Each custom mix evokes a range of emotions. We know that at the end of a long day, when you’re enjoying your outdoor space, you may not remember the specific color or product name you selected. But we hope your experience working with County Materials and our landscape products is as impactful and meaningful as possible.



## Our Distinctive Color Palette

### Paver Colors



#### Haven

Natural looking chocolate brown with orange and red flecks, evoking feelings of calmness through refuge and safe harbor.



#### Majestic

Incredible slate gray, conjuring the majestic feeling when gazing toward a towering mountain peak.



#### Oasis

Gorgeous sand-colored option with the feeling of an inviting beach retreat, complete with a warm ocean breeze.




#### Serenity

This calming rose-gray mirrors the brushstroke of colors that wash the sky during a summer sunset.



#### Timeless

A classic option inspired by smoky gray clouds and worn cobblestones.



#### Dream

A fantasy blending of gray and beige, this greige color creates a base for beautiful landscape design.





NOTE: See specific product pages for available colors

## Paver Colors



### Exalt

A time-honored cool shade of blue-gray used throughout history in classic designs.



### Intention

Gorgeous light dove gray evoking a lofty feeling of ambition.



### Purpose

Bold and spicy cinnamon brown for a strong, adventurous landscape design.



### Reflection

Moody, charcoal color eliciting the calm and introspection of peering into a deep, dark lake at night.



### Vision

Clean, effortless white shade. Bright, light and inspiring.



### Pride

A timeless leather brown for a distinguished and dignified space.

## Retaining Wall Colors



### Buff



### Canyon Brown



### Graphite



### Gray



### Hush



### October Oak



### Silvertone



### Swiss Mocha



### Timeless



### Vision

The color photos shown in this catalog were prepared with careful attention to accuracy. However, colors shown may vary from actual hues and should only be used as a guide. Refer to actual product samples for final color selection. Because concrete units are manufactured with high quality, naturally-mined aggregates and materials, variations in color or shading should be expected in products that are manufactured at different times and in units having different shapes. This color or shading variation is acceptable in the industry.







# Pavers, Slabs & Patio Stones

- Vantage™ and Grand Vantage™ Pavers
- Discover™ and Grand Discover™ Pavers
- Elements™ Paving Stones
- Glow Path Technology™
- Destination® Pavers
- Essence™ Wood Grain Plank Pavers
- Grand Milestone® Pavers
- Influence Pavers®
- Skylands™ Concrete Deck Pavers
- Tranquility® Pavers
- Permeable Interlocking Concrete Pavers Information
- H<sub>2</sub>O Pro® Pavers (Permeable Paving Units)
- Rejuvenate™ Permeable Pavers



# County Materials Crafts Paver Lines to Offer Boundless Design Options and Ready Availability



Grand Discover Pavers – TIMELESS color (with Elements Paving Stones border – VISION color)

## Vantage Pavers and Discover Pavers – Dimensionally Compatible

Hardscape professionals often have grand visions when designing and installing outdoor spaces but are sometimes faced with the issue that the colors, sizes and textures they desire don't come in the same product line. With that core concern in mind, County Materials has added four new paver lines to enhance installation efficiency, ensure product availability, and enable hardscape designers and installers to combine more colors, shapes, and textures in a seamless pattern with endless potential for design.

County Materials has introduced our four lines of Discover™ Pavers, Grand Discover™ Pavers, Vantage™ Pavers and Grand Vantage™ Pavers to make the material selection and design process streamlined and simple. Our dimensionally compatible paver series have been crafted to work together to create an endless number of designs using different size modules, colors and textures; all are backed by the strength and longevity of concrete hardscape products.

Additionally, they are dimensionally designed for easy installation, and work seamlessly with our original series of Elements Paving Stones to provide even greater opportunities for accent, banding and inlay options. Equally as important, Discover, Grand Discover, Vantage, and Grand Vantage pavers are stock paver series that are readily available through our distribution centers.



Grand Vantage Pavers – MAJESTIC color (with Discover Pavers border – REFLECTION color)





## Vantage Pavers and Discover Pavers

are both offered in two size modules. Sizes and Textures can be mixed.



*(Grand Size Module)*

### The Art and Science of Dimensional Paver Design

Throughout a variety of applications, County Materials' dimensionally compatible pavers will allow different components to work together easily, despite differences in size. This flexibility means individual units can be separated, interchanged and recombined without having to remeasure or manipulate the space. County Materials' dimensionally compatible paver lines are purposefully crafted in a variety of fixed dimensions that can be used singularly, or in conjunction with our other dimensionally compatible paver lines.

Typically, concrete pavers can be installed using a wide variety of layout dimensions. For maximum construction efficiency and economy, we've intentionally manufactured our new four Discover, Grand Discover, Vantage, and Grand Vantage paver lines with dimensional compatibility in mind. Dimensional compatibility coordination will improve installation efficiency, reduce cutting and waste, and lower costs.

County Materials dimensionally compatible paver series are produced in four-inch increments. Our pavers are crafted with U.S. measurements and are designed to work in combinations or as individual units. As a result, an endless number of patterns can be created using dimensionally compatible pavers, including our original series of Elements Paving Stones, and our newest lines of Discover, Grand Discover, Vantage and Grand Vantage pavers in a variety of sizes, colors and textures.

### Designed to be Compatible with Elements Paving Stones

Elements Paving Stones come in six uniform shapes. Each of the 6 sizes are individually palletized for optimal design functionality. Our four newest product lines, Discover Pavers, Grand Discover, Vantage Pavers and Grand Vantage Pavers, further enhance the value of investing in dimensionally compatible paver systems, and they add more design versatility because of their different surface textures. Discover and Grand Discover Pavers have a contemporary and smooth finished surface like Elements, while Vantage and Grand Vantage Pavers feature a subtle stone/slate surface texture.

All of County Materials' dimensionally compatible pavers are offered in standard colors and can be ordered with custom finishes upon request.



# Vantage and Grand Vantage

PAVERS



Grand Vantage Pavers – MAJESTIC color (with Summit Stone Landscape Units outdoor living products – REFLECTION (Tumbled and Smooth) colors)







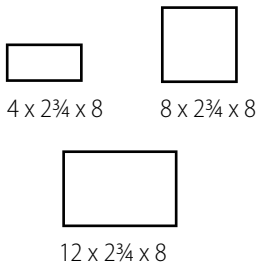
# Vantage and Grand Vantage

## PAVERS

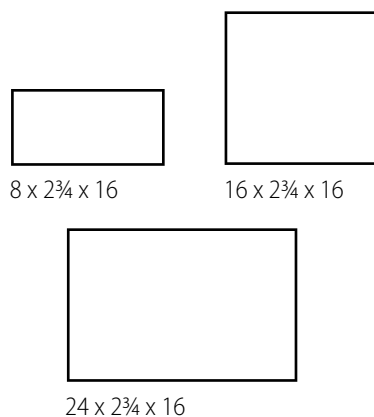
Vantage Pavers offer even more opportunities to express your personal style. Their striking surface texture evokes subtle sophistication that makes an even bigger statement about your overall project. This series is offered in two size modules; Grand Vantage Pavers are larger paving stones, and Vantage Pavers are more traditional paver sizes. Manufactured as three-piece modules, Grand Vantage and Vantage Pavers can be used alone or melded together to create one-of-a-kind installations that leave a lasting impression.

**D x H x L**  
(Nominal Size) • Inches

### Vantage Pavers Sizes



### Grand Vantage Pavers Sizes




Grand Vantage Pavers – MAJESTIC color (with Discover Pavers border – REFLECTION color)





Grand Vantage Pavers – MAJESTIC color (with Discover Pavers border – REFLECTION color)

Available in the following colors:



*The color photos shown in this catalog were prepared with careful attention to accuracy. However, colors shown may vary from actual hues and should only be used as a guide. Refer to actual product samples for final color selection. Because concrete units are manufactured with high quality, naturally-mined aggregates and materials, variations in color or shading should be expected in products that are manufactured at different times and in units having different shapes. This color or shading variation is acceptable in the industry.*



Discover and  
Grand Discover  
PAVERS



Grand Discover Pavers – TIMELESS color (with Elements Paving Stones accent – VISION color)







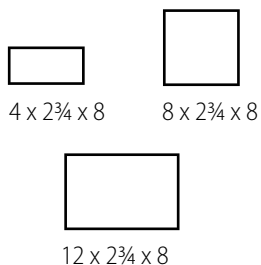
# Discover and Grand Discover

## PAVERS

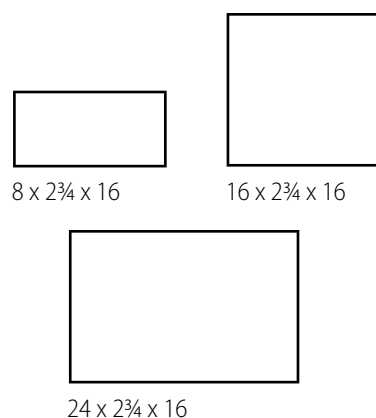
Whether it's their modern vibe, imparted from the fine-finish smooth surface, or their simplicity of scale with two size modules, Discover Pavers are all about the details that make you stop and take notice. Grand Discover Pavers offer larger paving stone sizes, and Discover Pavers offer more traditional paver sizes. Both are three-piece modules that can be used alone or mixed and matched to maximize their impact.

**D x H x L**  
(Nominal Size) • Inches

### Discover Pavers Sizes



### Grand Discover Pavers Sizes



Grand Discover Pavers – MAJESTIC color





Grand Discover Pavers – INTENTION color

Available in the following colors:




*Tumbled texture products are available in Haven, Majestic and Timeless colors (Made to Order). Example shown is the color Majestic.*

*The color photos shown in this catalog were prepared with careful attention to accuracy. However, colors shown may vary from actual hues and should only be used as a guide. Refer to actual product samples for final color selection. Because concrete units are manufactured with high quality, naturally-mined aggregates and materials, variations in color or shading should be expected in products that are manufactured at different times and in units having different shapes. This color or shading variation is acceptable in the industry.*




# Elements

PAVING STONES



Elements Paving Stones – TIMELESS color and border – CUSTOM color







# Elements

## PAVING STONES

Elements™ Paving Stones offer superior surface durability and a clean aesthetic with their smooth surface and slightly chamfered edges. Each stone is dimensionally compatible, and their uniform shapes embody fine cut jewels for a feeling of ultimate luxury.



Elements Paving Stones – TIMELESS color (Summit Stone Landscape Units fire pit – SOLACE and TIMELESS colors)

**D x H x L (Nominal Size) • Inches**


*Each size is sold on individual pallets.*



4 x 2¾ x 8



8 x 2¾ x 8




8 x 2¾ x 16



16 x 2¾ x 16



12 x 2¾ x 24



24 x 2¾ x 24

NOTE: See chart on page 23 for color availability according to individual unit sizes:



Shot Blast



*Shot Blasted products are available in all colors (Made to Order). Example shown is the color Dream.*





Elements Paving Stones – HAVEN color

Use this chart to determine color availability according to individual unit sizes.


Colors	Standard Sizes			Grand Sizes		
	4 x 8	8 x 8	8 x 16	16 x 16	12 x 24	24 x 24
Haven	●	●	●	●	●	●
Majestic	●	●	●	●	●	●
Timeless	●	●	●	●	●	●
Reflection	●	●	●	●	●	●
Vision	●	●	●	●	●	●
Dream	●					
Serenity	●					

*The color photos shown in this catalog were prepared with careful attention to accuracy. However, colors shown may vary from actual hues and should only be used as a guide. Refer to actual product samples for final color selection. Because concrete units are manufactured with high quality, naturally-mined aggregates and materials, variations in color or shading should be expected in products that are manufactured at different times and in units having different shapes. This color or shading variation is acceptable in the industry.*




# Glow Path

TECHNOLOGY



Pavers manufactured with Glow Path Technology™ – CUSTOM color







# Glow Path

## TECHNOLOGY

Glow Path Technology™ enhances the safety and aesthetics of residential, commercial, and municipal paver applications by providing subtle illumination that lasts up to 8 hours. From creating striking pool deck accents to improving usage of frequently used pathways, the possibilities of luminescent technology are limitless.

### D x H x L

(Nominal Size) • Inches

#### Elements Paving Stones (4 x 8) with Glow Path Technology



4 x 2¾ x 8


#### Discover Pavers (3 Sizes) with Glow Path Technology



4 x 2¾ x 8



8 x 2¾ x 8




12 x 2¾ x 8

#### Elements Paving Stones (24 x 24) with Glow Path Technology



24 x 2¾ x 24

*Glow Path Technology™  
is owned by Glow Path Pavers*




Pavers manufactured with Glow Path Technology – CUSTOM color





Pavers manufactured with Glow Path Technology – CUSTOM color

**Elements Paving Stones (4x8)** manufactured with Glow Path Technology are available in the following colors:



Dream



Reflection



Vision

**Discover Pavers (4x8, 8x8 and 12x8) and Elements Paving Stones (24x24)** manufactured with Glow Path Technology are available in the following colors:



Majestic



Timeless

*The color photos shown in this catalog were prepared with careful attention to accuracy. However, colors shown may vary from actual hues and should only be used as a guide. Refer to actual product samples for final color selection. Because concrete units are manufactured with high quality, naturally-mined aggregates and materials, variations in color or shading should be expected in products that are manufactured at different times and in units having different shapes. This color or shading variation is acceptable in the industry.*



# Destination

PAVERS



Destination Pavers – SERENITY color (with Summit Stone Landscape Units fire pit – HAVEN (Tumbled) color)







# Destination

## PAVERS

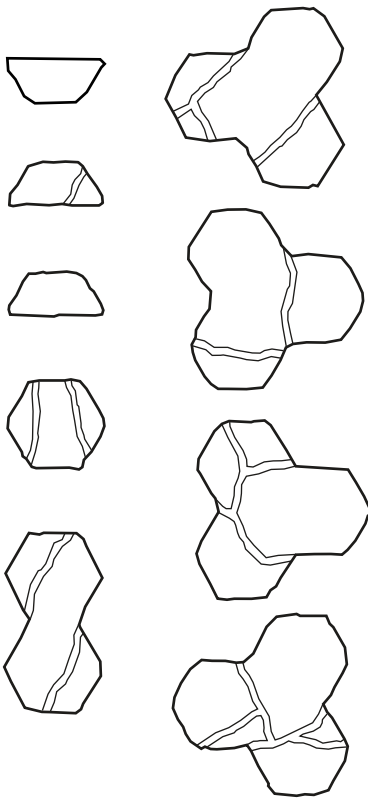
Destination® Pavers are offered in nine sizes that fit together seamlessly and afford unlimited design freedom. This versatility allows for simple or dramatic combinations that blend well with other paver accents to become the quintessential focal point of any property.

### D x H x L

(Nominal Size) • Inches

All individual pieces measure 2¾" (70mm) High.

D & L vary.



*Each pallet layer includes all sizes.*



Destination Pavers – SERENITY color (with Elements Paving Stones border – REFLECTION color)





Destination Pavers – SERENITY and CUSTOM colors

Available in the following colors:



Exalt



Intention



Purpose



Serenity



Timeless

*The color photos shown in this catalog were prepared with careful attention to accuracy. However, colors shown may vary from actual hues and should only be used as a guide. Refer to actual product samples for final color selection. Because concrete units are manufactured with high quality, naturally-mined aggregates and materials, variations in color or shading should be expected in products that are manufactured at different times and in units having different shapes. This color or shading variation is acceptable in the industry.*



# Essence

WOOD GRAIN  
PLANK PAVERS



Essence Wood Grain Plank Pavers – PRIDE color







# Essence


WOOD GRAIN  
PLANK PAVERS

Essence™ Wood Grain Plank Pavers are produced in five different plank lengths to facilitate a linear laying pattern to compose a handcrafted effect. Every paver is manufactured with the unmatched durability of concrete with authentic looking grain and textures found in weathered wood.

**D x H x L**  
(Nominal Size) • Inches




5¾ x 3⅛ x 9 11⁄16



5¾ x 3⅛ x 11⅝



5¾ x 3⅛ x 13⅝



5¾ x 3⅛ x 17½



5¾ x 3⅛ x 19½

*Each pallet layer  
includes all sizes.*



Essence Wood Grain Plank Pavers – PRIDE color





Essence Wood Grain Plank Pavers – PRIDE color

Available in the following colors:



Pride



Timeless

*The color photos shown in this catalog were prepared with careful attention to accuracy. However, colors shown may vary from actual hues and should only be used as a guide. Refer to actual product samples for final color selection. Because concrete units are manufactured with high quality, naturally-mined aggregates and materials, variations in color or shading should be expected in products that are manufactured at different times and in units having different shapes. This color or shading variation is acceptable in the industry.*



# Grand Milestone

PAVERS



Grand Milestone Pavers – HAVEN color (with Elements Paving Stones border – REFLECTION color, and Tribute Retaining Wall System – CUSTOM color)








# Grand Milestone

PAVERS

Grand Milestone® Pavers feature large dimensions to quickly and easily address expansive driveway or courtyard applications. Three unit sizes make a simple yet bold statement with grand proportions.

D x H x L  
(Nominal Size) • Inches



11 $\frac{5}{8}$  x 2 $\frac{3}{4}$  x 11 $\frac{5}{8}$



11 $\frac{5}{8}$  x 2 $\frac{3}{4}$  x 17 $\frac{1}{2}$



11 $\frac{5}{8}$  x 2 $\frac{3}{4}$  x 23 $\frac{1}{2}$

*Each pallet layer includes all sizes.*



Grand Milestone Pavers – TIMELESS color





Grand Milestone Pavers – TIMELESS color (with Summit Stone Landscape Units outdoor living products – TIMELESS and HAVEN (Tumbled) colors)

Available in the following colors:



Haven



Majestic




Timeless

*The color photos shown in this catalog were prepared with careful attention to accuracy. However, colors shown may vary from actual hues and should only be used as a guide. Refer to actual product samples for final color selection. Because concrete units are manufactured with high quality, naturally-mined aggregates and materials, variations in color or shading should be expected in products that are manufactured at different times and in units having different shapes. This color or shading variation is acceptable in the industry.*



# Influence

PAVERS



Influence Pavers DREAM, REFLECTION, VISION and MAJESTIC colors (with Tribute Retaining Wall System – GRAPHITE color)







# Influence

## PAVERS

Influence Pavers® feature crisp edges and a clean linear feel. Their five plank-style shapes minimize joint lines and lend themselves to invent interesting patterns using different color and texture combinations.



Influence Pavers – CUSTOM (Shot Blast) color

### D x H x L

(Nominal Size) • Inches



5¾ x 3⅞ x 9⅛




5¾ x 3⅞ x 11½



5¾ x 3⅞ x 13⅞



5¾ x 3⅞ x 17½




5¾ x 3⅞ x 19½

Each pallet layer includes all sizes.

The color photos shown in this catalog were prepared with careful attention to accuracy. However, colors shown may vary from actual hues and should only be used as a guide. Refer to actual product samples for final color selection. Because concrete units are manufactured with high quality, naturally-mined aggregates and materials, variations in color or shading should be expected in products that are manufactured at different times and in units having different shapes. This color or shading variation is acceptable in the industry.

Available in the following colors:



*Dream, Reflection and Vision colors are also available in shot blast finish (Made to Order).*





Influence Pavers – DREAM, REFLECTION, VISION and MAJESTIC colors (with Elements Paving Stones border – REFLECTION color)




# Skylands

CONCRETE DECK PAVERS



Skylands Concrete Deck Pavers – TIMELESS color








# Skylands

## CONCRETE DECK PAVERS

Our Skylands™ Concrete Deck Pavers are used to generate inviting outdoor spaces in areas otherwise unusable. Using pedestals, deck pavers turn pitched or uneven surfaces into useful living areas.

D x H x L  
(Nominal Size) • Inches



23<sup>13</sup>/<sub>16</sub> x 2 x 23<sup>13</sup>/<sub>16</sub>

*Full offering of a pedestal system  
for a raised roof application.*

*The color photos shown in this catalog were prepared with careful attention to accuracy. However, colors shown may vary from actual hues and should only be used as a guide. Refer to actual product samples for final color selection. Because concrete units are manufactured with high quality, naturally-mined aggregates and materials, variations in color or shading should be expected in products that are manufactured at different times and in units having different shapes. This color or shading variation is acceptable in the industry.*



Skylands Concrete Deck Pavers – VISION color





Skylands Concrete Deck Pavers – TIMELESS color

Available in the following colors:



Dream



Majestic



Reflection



Timeless




Vision

*Shot Blasted products are also available (Made to Order).*




# Tranquility

PAVERS



Tranquility Pavers – TIMELESS color (with Summit Stone Landscape Units outdoor living products in REFLECTION and VISION (smooth) color)







# Tranquility

## PAVERS

Our Tranquility® Pavers are created with clean lines for a refined expression of style. Each paver is manufactured to withstand abrasion and high-traffic use and ensure steady footing with their non-slip surface.


**D x H x L**  
(Nominal Size) • Inches



9¼ x 2¾ x 4⅝




9¼ x 2¾ x 9¼



14 x 2¾ x 9¼



14 x 2¾ x 14



18¼ x 2¾ x 9¼

*Each pallet layer includes all sizes.*



Tranquility Pavers – HAVEN color (with County Block Retaining Wall System – CUSTOM color and Crest Bullnose Pavers as wall caps – REFLECTION color)





Tranquility Pavers – TIMELESS color (with Elements Paving Stones border – CUSTOM color)

Available in the following Colors:



Haven



Oasis



Majestic



Serenity



Timeless

*The color photos shown in this catalog were prepared with careful attention to accuracy. However, colors shown may vary from actual hues and should only be used as a guide. Refer to actual product samples for final color selection. Because concrete units are manufactured with high quality, naturally-mined aggregates and materials, variations in color or shading should be expected in products that are manufactured at different times and in units having different shapes. This color or shading variation is acceptable in the industry.*



# Permeable Interlocking Concrete Pavers

Permeable pavers are increasingly gaining the attention of media, builders and property owners alike because of growing efforts to effectively manage storm water in municipalities and watershed districts across the country.



H<sub>2</sub>O Pro Pavers – CUSTOM color

## H<sub>2</sub>O Pro<sup>®</sup> Pavers and Our New Rejuvenate<sup>™</sup> Permeable Pavers

Permeable concrete pavers are designed to allow storm water to pass through paver joints directly into the ground. Their use is proven and widely recognized by many municipalities, state agencies, shoreland and watershed districts for meeting EPA-mandated standards.

Permeable concrete paver systems help to improve water quality by capturing contaminants and suspended solids in storm water and filtering them through layers of aggregates. This also reduces the risk and severity of flooding, eliminates surface puddling and reduces the time for snow and ice removal by speeding up the melting process. Additionally, where space is at a premium, permeable concrete pavers help to maximize land use on the total building site for residential and commercial applications, typically replacing traditional retention and detention ponds.

## Top 5 Reasons for Choosing Permeable Concrete Pavers

1. Increased profits: Gain a developable lot
2. Reduction in risk associated with ponds (accidents, injuries, pests etc.)
3. Reduction in risk associated with freeze-thaw/standing water
4. Increased curb appeal: Added aesthetic value
5. Lower maintenance costs than traditional pavement






Rejuvenate Permeable Pavers – MAJESTIC color




# H<sub>2</sub>O Pro

PAVERS  
(Permeable Paving Units)



H<sub>2</sub>O Pro Pavers – CUSTOM color







# H<sub>2</sub>O Pro

PAVERS  
(Permeable Paving Units)

Our H<sub>2</sub>O Pro® Pavers (Permeable Paving Units) are an effective storm water management solution on site. Their 3<sup>1</sup>/<sub>8</sub>" (80 mm) thickness withstands heavy low speed vehicular loads, making them a suitable option for driveways, walkways and parking lots.

D x H x L  
(Nominal Size) • Inches



4 x 3<sup>1</sup>/<sub>8</sub> x 8




8 x 3<sup>1</sup>/<sub>8</sub> x 8



8 x 3<sup>1</sup>/<sub>8</sub> x 16

*Each size is sold on individual pallets.*

*The color photos shown in this catalog were prepared with careful attention to accuracy. However, colors shown may vary from actual hues and should only be used as a guide. Refer to actual product samples for final color selection. Because concrete units are manufactured with high quality, naturally-mined aggregates and materials, variations in color or shading should be expected in products that are manufactured at different times and in units having different shapes. This color or shading variation is acceptable in the industry.*




H<sub>2</sub>O Pro Pavers – CUSTOM color





H<sub>2</sub>O Pro Pavers – CUSTOM color


Available in the following colors and textures:






# Rejuvenate

PERMEABLE PAVERS



Rejuvenate Permeable Pavers – MAJESTIC color







# Rejuvenate

PERMEABLE PAVERS

Our Rejuvenate™ Permeable Paver, manufactured with Genesis Face-Mix Technology, combines functionality and design into one permeable paver unit. Manufactured with ease of installation and ADA compliance in mind, Rejuvenate Permeable Pavers incorporate a pressed spacer that creates a consistent edge for machine lay applications, as well as being optimally sized for hand lay applications in an easy stitch pattern when needed.

D x H x L  
(Nominal Size) • Inches



5 x 3 1/8 x 10

*The color photos shown in this catalog were prepared with careful attention to accuracy. However, colors shown may vary from actual hues and should only be used as a guide. Refer to actual product samples for final color selection. Because concrete units are manufactured with high quality, naturally-mined aggregates and materials, variations in color or shading should be expected in products that are manufactured at different times and in units having different shapes. This color or shading variation is acceptable in the industry.*



Rejuvenate Permeable Pavers – MAJESTIC color





Rejuvenate Permeable Pavers – MAJESTIC color

Available in the following Colors:



Haven



Majestic



Serenity



Timeless










## Retaining Walls, Garden Walls and Seat Walls

- Tribute® Retaining Wall System
- Integrity™ Retaining Wall System
- Winston® Retaining Wall System
- County Block® Retaining Wall System
- County Cub® Landscape Units
- Rib Rock™ Landscape Block




# Tribute

RETAINING WALL SYSTEM



Tribute Retaining Wall System – CUSTOM (Rustic) color (with Grand Milestone Pavers – HAVEN color, and Elements Paving Stones border – REFLECTION color)





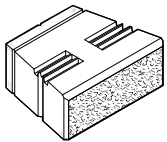


# Tribute

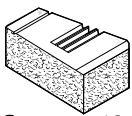
## RETAINING WALL SYSTEM

Our Tribute® Retaining Wall System features solid blocks with multiple pin grooves on the top surface that allow a combination of retaining and freestanding wall options. Each unit can be efficiently split in half in the field to construct pillars or other wall accents; a perfect finishing touch to any project.

**D x H x L**  
(Nominal Size) • Inches

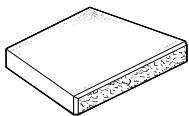


**Full Unit**  
**Splitface or Rustic**  
(One Side) – 12 x 6 x 16




**Corner** – 12 x 6 x 8

**Universal Wall Caps**  
(Splitface on front and back)



**Tapered** – 13 $\frac{3}{8}$  x 3 x 18 - 14 $\frac{1}{4}$

*All units are available in  
Splitface and Rustic finish.*



Tribute Retaining Wall System – CUSTOM (Rustic) color





Tribute Retaining Wall System – CANYON BROWN color

Available in the following colors and textures:

Splitface



Buff



Canyon Brown



Graphite



Gray

Splitface



October Oak



Silvertone



Swiss Mocha



Vision

Rustic



*Rustic texture products are available in all colors (Made to Order). Example shown is the color Silvertone.*

*The color photos shown in this catalog were prepared with careful attention to accuracy. However, colors shown may vary from actual hues and should only be used as a guide. Refer to actual product samples for final color selection. Because concrete units are manufactured with high quality, naturally-mined aggregates and materials, variations in color or shading should be expected in products that are manufactured at different times and in units having different shapes. This color or shading variation is acceptable in the industry.*

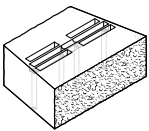


# Tribute

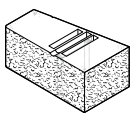
FREESTANDING WALLS  
and CORNER COLUMNS

Our Tribute Retaining Wall System features solid blocks with multiple pin grooves on the top surface that allow a combination of retaining and freestanding wall options. Each unit can be efficiently split in half in the field to construct pillars or other wall accents; a perfect finishing touch to any project.

**D x H x L**  
(Nominal Size) • Inches

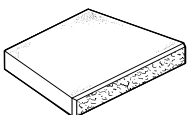


**Full Unit**  
**Splitface or Rustic**  
(Two Sides) – 10 x 6 x 16



**Corner** – 12 x 6 x 8

**Universal Wall Caps**  
(Splitface on front and back)



**Tapered** – 13 $\frac{3}{8}$  x 3 x 18 - 14 $\frac{1}{4}$

*All units are available in  
Splitface and Rustic finish.*



Tribute Retaining Wall System – GRAPHITE color (with Influence Pavers – DREAM, REFLECTION, VISION & MAJESTIC colors, and Crest Bullnose Pavers as seat wall caps – REFLECTION color)



Tribute Retaining Wall System – CUSTOM color





Tribute Retaining Wall System – SILVERTONE color

Available in the following colors and textures:



Rustic

Rustic texture products are available in all colors (Made to Order). Example shown is the color Silvertone.

The color photos shown in this catalog were prepared with careful attention to accuracy. However, colors shown may vary from actual hues and should only be used as a guide. Refer to actual product samples for final color selection. Because concrete units are manufactured with high quality, naturally-mined aggregates and materials, variations in color or shading should be expected in products that are manufactured at different times and in units having different shapes. This color or shading variation is acceptable in the industry.



# Integrity

RETAINING WALL SYSTEM



Integrity Retaining Wall System – GRAY color (with Oversize Step Units – GRAY color)





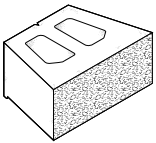


# Integrity

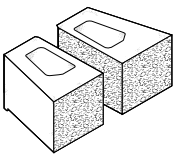
## RETAINING WALL SYSTEM

The Integrity™ Retaining Wall System is a practical solution for even challenging applications, including multi-level terraces and slope protection. The Integrity wall system is manufactured to ensure efficient installation, increased stability and lasting durability.

**D x H x L**  
(Nominal Size) • Inches

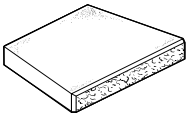


**Standard** – 12 x 8 x 18




**Corner** – 12 x 8 x 9

**Universal Wall Caps**  
(Splitface on front and back)



**Tapered** – 13 $\frac{3}{8}$  x 3 x 18 - 14 $\frac{1}{4}$

*All units are available in Splitface finish. Rustic finish available (Made to Order).*



Integrity Retaining Wall System – GRAY color (with Oversize Step Units – GRAY color)





Integrity Retaining Wall System – HUSH color (with Passageways Step Units – REUNION color)

Available in the following colors and textures:

Splitface



Buff



Canyon Brown



Graphite



Gray

Splitface



Hush



October Oak



Silvertone



Timeless

Rustic




Rustic texture products are available in all colors (Made to Order). Example shown is the color Timeless.

The color photos shown in this catalog were prepared with careful attention to accuracy. However, colors shown may vary from actual hues and should only be used as a guide. Refer to actual product samples for final color selection. Because concrete units are manufactured with high quality, naturally-mined aggregates and materials, variations in color or shading should be expected in products that are manufactured at different times and in units having different shapes. This color or shading variation is acceptable in the industry.




# Winston

RETAINING WALL SYSTEM



Winston Retaining Wall System – SILVERTONE (Straight) color







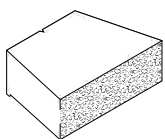
# Winston

## RETAINING WALL SYSTEM

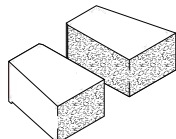
Our Winston® Retaining Wall System is designed with a built-in setback design to assure proper slope and quick installation.

D x H x L  
(Nominal Size) • Inches

### Straight

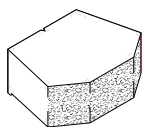


Full Unit –  
12 x 6 x 17½

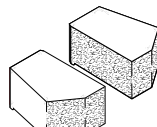


Corner –  
12 x 6 x 8¾

### Tri-split



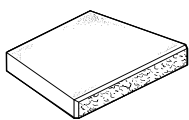
Full Unit –  
12 x 6 x 16



Corner –  
12 x 6 x 8

### Universal Wall Caps

(Splitface on front and back)



Tapered – 13¾ x 3 x 18 - 14¼



Winston Retaining Wall System – SILVERTONE (Straight) Color



Winston Retaining Wall System – CUSTOM (Tri-split) color





*Colors are shown with Straight units.  
These colors are also available in Tri-split units.*

Available in the following colors:



Canyon Brown



October Oak



Graphite



Silvertone




Gray

*The color photos shown in this catalog were prepared with careful attention to accuracy. However, colors shown may vary from actual hues and should only be used as a guide. Refer to actual product samples for final color selection. Because concrete units are manufactured with high quality, naturally-mined aggregates and materials, variations in color or shading should be expected in products that are manufactured at different times and in units having different shapes. This color or shading variation is acceptable in the industry.*




# County Block

RETAINING WALL SYSTEM



County Block Retaining Wall System – CUSTOM color





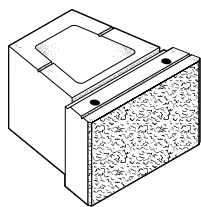


# County Block

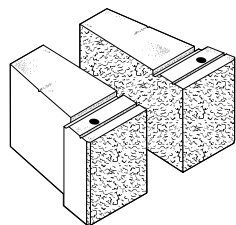
## RETAINING WALL SYSTEM

The County Block® Retaining Wall System is an impeccable solution for planting beds, steps or multi-level terraces. County Block is crafted in a split face finish and is designed to withstand weather extremes while offering years of maintenance-free beauty.

**D x H x L**  
(Nominal Size) • Inches

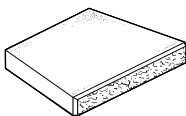


**Standard** –  
12 x 7<sup>5</sup>/<sub>8</sub> x 12<sup>1</sup>/<sub>2</sub>



**Corner** –  
12 x 7<sup>5</sup>/<sub>8</sub> x 6<sup>1</sup>/<sub>4</sub>

**Universal Wall Caps**  
(Splitface on front and back)



**Tapered** – 13<sup>5</sup>/<sub>8</sub> x 3 x 18 - 14<sup>1</sup>/<sub>4</sub>

*All units are Splitface finish.*



County Block Retaining Wall System – SWISS MOCHA color  
(with Summit Stone Landscape Units – HAVEN (Tumbled) color)






County Block Retaining Wall Units – SILVERTONE (Rustic) color

Available in the following colors:



*The color photos shown in this catalog were prepared with careful attention to accuracy. However, colors shown may vary from actual hues and should only be used as a guide. Refer to actual product samples for final color selection. Because concrete units are manufactured with high quality, naturally-mined aggregates and materials, variations in color or shading should be expected in products that are manufactured at different times and in units having different shapes. This color or shading variation is acceptable in the industry.*




*Rustic texture products are available in all colors (Made to Order). Example shown is the color Silvertone.*



# County Cub

LANDSCAPE UNITS



County Cub Landscape Units – CANYON BROWN color







# County Cub

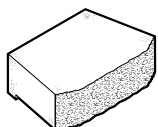
## LANDSCAPE UNITS

Our County Cub® Landscape Units offer a smaller scale, compact design to create a distinctive look in any lawn or garden setting. They are available in a range of earthy colors to compliment the rich hues of County Materials' paving stones.

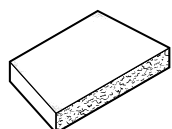


County Cub Landscape Units – SILVERTONE color

**D x H x L**  
(Nominal Size) • Inches



**Standard** –  
8 x 3 $\frac{3}{8}$  x 12



**Tapered Cap** –  
8 x 2 x 13 $\frac{3}{8}$



County Cub Landscape Units – CANYON BROWN color





Available in the following colors:



Brown



Canyon Brown



Desert Vista



Gray



Hickory Blend



Rio Grande



Silvertone

*The color photos shown in this catalog were prepared with careful attention to accuracy. However, colors shown may vary from actual hues and should only be used as a guide. Refer to actual product samples for final color selection. Because concrete units are manufactured with high quality, naturally-mined aggregates and materials, variations in color or shading should be expected in products that are manufactured at different times and in units having different shapes. This color or shading variation is acceptable in the industry.*




# Rib Rock

LANDSCAPE BLOCK



Rib Rock Landscape Block – GRAY (Dry Stack Texture) color







# Rib Rock

## LANDSCAPE BLOCK

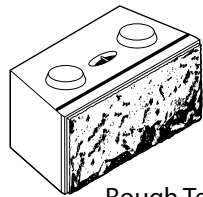
Rib Rock™ Landscape Blocks can easily construct walls from 6 feet to 20 feet high with additional site-specific engineering. Each block is manufactured with an interlocking design for easy installation and enhanced security. Manufactured to hold back a lot of earth, Rib Rock units are the perfect solution for demanding projects that require lasting strength and enhanced durability.

*The color photos shown in this catalog were prepared with careful attention to accuracy. However, colors shown may vary from actual hues and should only be used as a guide. Refer to actual product samples for final color selection. Because concrete units are manufactured with high quality, naturally-mined aggregates and materials, variations in color or shading should be expected in products that are manufactured at different times and in units having different shapes. This color or shading variation is acceptable in the industry.*

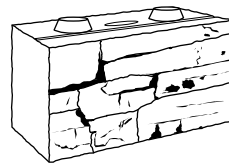


Rib Rock Landscape Block – GRAY (Rough Texture) color

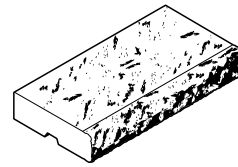
**D x H x L (Nominal Size) • Inches**  
 (Full Block in Rough Texture and Dry Stack Texture, and Rib Rock Cap are shown below  
 – See our Specifications Guide for more options)



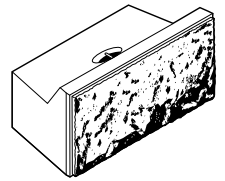
**Rough Texture**  
 23 x 24 x 48



**Dry Stack Texture**  
 23 x 24 x 48



**Rib Rock Cap**  
 25 x 7 x 48



**Top Block**  
 23 x 24 x 48




DRY STACK TEXTURE



ROUGH TEXTURE





Rib Rock Landscape Block – GRAY (Dry Stack Texture) color





Tranquility Pavers – TIMELESS color  
(with Summit Stone Landscape Units – REFLECTION and VISION (Smooth) colors)



A photograph of an outdoor living space. In the foreground, a stone bar with a light-colored countertop is visible. Three white wooden chairs with a cross-back design are tucked under the bar. On the bar, there is a red planter with succulents and a wooden box with a metal handle. The bar is set on a patio with grey stone tiles. In the background, there is a covered area with a wooden roof and a swimming pool with a blue liner. The scene is lit with warm, golden light, suggesting late afternoon or early evening. String lights are visible in the background.

## Outdoor Living Products

- Summit Stone® Landscape Units
- Fire Pit Kits (constructed with Summit Stone® Landscape Units)
- Fireplace Kits (constructed with Summit Stone® Landscape Units)
- Reflection Stone® Masonry Units



# Summit Stone

LANDSCAPE UNITS



Summit Stone Landscape Units – REFLECTION (Smooth) color and TIMELESS (Tumbled) color (with Grand Vantage Pavers – MAJESTIC color)





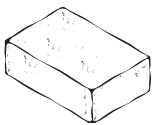


# Summit Stone

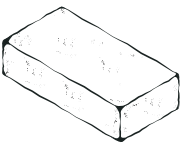
## LANDSCAPE UNITS

Summit Stone® Landscape Units' dimensional shape and multiple unit sizes make them ideal for constructing custom outdoor living features including fireplaces and kitchens, built-in grills, seat walls, pillars and more.

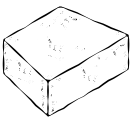
**D x H x L**  
(Nominal Size) • Inches



**Medium** – 7¼ x 3⅝ x 10⅞



**Large** – 7¼ x 3⅝ x 14½



**Tapered** – 7¼ x 3⅝ x 9⅞

*All units are available in Tumbled and Smooth finish.*

*Each size is sold on individual pallets.*




Summit Stone Landscape Units outdoor living products – REFLECTION and VISION (Smooth) color (with Tranquility Pavers – TIMELESS color)




Summit Stone Landscape Units seat wall – TIMELESS and HAVEN colors (with Grand Milestone Pavers – TIMELESS color)





Summit Stone Landscape Units seat wall – HAVEN (Smooth) color  
(with Crest Bullnose Pavers as seat wall caps – OASIS (Smooth) color)

Available in the following colors and textures:



*The color photos shown in this catalog were prepared with careful attention to accuracy. However, colors shown may vary from actual hues and should only be used as a guide. Refer to actual product samples for final color selection. Because concrete units are manufactured with high quality, naturally-mined aggregates and materials, variations in color or shading should be expected in products that are manufactured at different times and in units having different shapes. This color or shading variation is acceptable in the industry.*

**Also See:**

- Fire Pit Kits on page 96
- Fireplace Kits on page 98



## Fire Pit Kits

WITH SUMMIT STONE  
LANDSCAPE UNITS

Our popular Summit Stone Landscape Units make great Fire Pit Rings. We now offer a "kit" that includes a steel interior ring to build one with a 39" Diameter.

Top it off with a specially designed Fire Pit Cap, and you will be ready to relax around your backyard fire with family and friends.

### 39" Circle Fire Pit Kit

#### Includes:

- 39" x 11" Metal Fire Ring (Rolled Steel – no paint)
- 51 Summit Stone (Tapered) Landscape Units
- Available in either Smooth or Tumbled Texture
- Available in the following Summit Stone Colors – Timeless, Hush, Solace, Vision, Reflection, Haven and Majestic (See page 95)

### Fire Ring Cap

#### Includes:

- 4 section Fire Ring Cap
- Available in either Vision or Reflection color

### 39" Circle Fire Pit Kit

Available in ALL Summit Stone Landscape Units colors and textures – See page 95 for options



Shown with Summit Stone Landscape Units – HAVEN (Smooth) color



Shown in Summit Stone Landscape Units – TIMELESS (Tumbled) color



**Fire Ring Cap (4 Sections)**

Available in REFLECTION and VISION colors ONLY

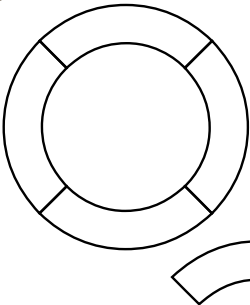
**Fire Ring Cap Shown  
in REFLECTION color**

*(Fire Pit Kit is shown with  
Summit Stone Landscape Units –  
TIMELESS (Tumbled) color*



**Fire Ring Cap Shown  
in VISION color**

*(Fire Pit Kit is shown with  
Summit Stone Landscape Units –  
TIMELESS (Smooth) color*



**Fire Ring Cap  
(4 pieces assembled)  
(Nominal Size) • Inches**

Inside Diameter – 39  
Outside Diameter – 57  
Height – 2¾

*The color photos shown in this catalog were prepared with careful attention to accuracy. However, colors shown may vary from actual hues and should only be used as a guide. Refer to actual product samples for final color selection. Because concrete units are manufactured with high quality, naturally-mined aggregates and materials, variations in color or shading should be expected in products that are manufactured at different times and in units having different shapes. This color or shading variation is acceptable in the industry.*



# Fireplace Kits

WITH SUMMIT STONE  
LANDSCAPE UNITS

Summit Stone Landscape Units' dimensional shape and multiple unit sizes make them ideal for constructing custom outdoor living features including fireplaces and kitchens, built-in grills, seat walls, pillars and more.

Ask your Sales Representative for more information about materials needed to construct the fireplaces shown at right.

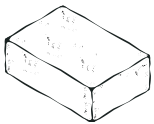
## Summit Stone Standard Fireplace

D x H x L  
(Nominal Size) • Inches  
54<sup>3</sup>/<sub>4</sub> x 79<sup>3</sup>/<sub>4</sub> x 84<sup>1</sup>/<sub>4</sub>

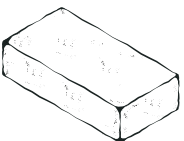


*(See our Landscape Products Specifications Guide for more information)*

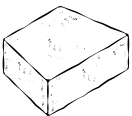
D x H x L  
(Nominal Size) • Inches



Medium – 7<sup>1</sup>/<sub>4</sub> x 3<sup>5</sup>/<sub>8</sub> x 10<sup>7</sup>/<sub>8</sub>



Large – 7<sup>1</sup>/<sub>4</sub> x 3<sup>5</sup>/<sub>8</sub> x 14<sup>1</sup>/<sub>2</sub>



Tapered – 7<sup>1</sup>/<sub>4</sub> x 3<sup>5</sup>/<sub>8</sub> x 9<sup>7</sup>/<sub>8</sub>

*Each size is sold on individual pallets.*

## Summit Stone Corner Fireplace

D x H x L  
(Nominal Size) • Inches  
82 x 79<sup>3</sup>/<sub>4</sub> x 104



*(See our Landscape Products Specifications Guide for more information)*



**Summit Stone  
Double Woodbox Fireplace**

D x H x L  
(Nominal Size) • Inches  
54 x 79<sup>3</sup>/<sub>4</sub> x 141<sup>3</sup>/<sub>8</sub>



*(See our Landscape Products  
Specifications Guide for more information)*



Fireplaces can be custom designed and built (Consult a qualified contractor/builder)



# Reflection Stone

MASONRY UNITS

Our Reflection Stone® Masonry Units offer easy installation, unique character, and are available in three module sizes: Reflection Stone, Reflection Stone GRAND® and Reflection Brick®. Each size can be installed as a stand-alone series or combined for custom applications. The Reflection Stone series is also available in full and thin veneer units, making them ideally suited for both interior and exterior applications.



Reflection Stone and Reflection Grand Masonry Units – CUSTOM color






Reflection Stone and Reflection Grand Masonry Units – ENCHANTMENT color

*The color photos shown in this catalog were prepared with careful attention to accuracy. However, colors shown may vary from actual hues and should only be used as a guide. Refer to actual product samples for final color selection. Because concrete units are manufactured with high quality, naturally-mined aggregates and materials, variations in color or shading should be expected in products that are manufactured at different times and in units having different shapes. This color or shading variation is acceptable in the industry.*

Available in the following colors and textures:







Oversize Landscape Step Units – CAMEL color  
(with Crest Bullnose Pavers as wall caps – REFLECTION color)





## Landscape Accessories

- Passageways® Step Units
- Landscape Step Units
- Oversize Landscape Step Units
- Crest™ Bullnose Pavers
- Finishing Touches  
(Column Caps, Seat Wall Caps, Burnished Wall Accents, Fire Ring Caps and Alliance Outdoor Lighting Products)

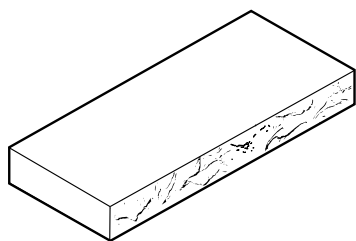


# Passageways

## STEP UNITS

Featuring a natural textured face and tread, clean lines, a modular shape and larger size, installation is faster and applications are endless. Add steps to raised patios, offset living and entertaining spaces for added enticement or security, and ensure a solid and safe footing leading to front entrances, along terraced walks, and down steep slopes. No matter how you incorporate Passageways® Step Units, they will step up the character and functionality of your outdoor living areas.

**D x H x L**  
(Nominal Size) • Inches



20 x 6 x 48



Passageways Step Units – REFLECTION (with Tribute Retaining Wall System – GRAPHITE color)





Passageways Step Units – REUNION (with Integrity Retaining Wall System – HUSH color)

Available in the following colors:



Dream

Reflection

Reunion

Vision

*The color photos shown in this catalog were prepared with careful attention to accuracy. However, colors shown may vary from actual hues and should only be used as a guide. Refer to actual product samples for final color selection. Because concrete units are manufactured with high quality, naturally-mined aggregates and materials, variations in color or shading should be expected in products that are manufactured at different times and in units having different shapes. This color or shading variation is acceptable in the industry.*



# Oversize Landscape

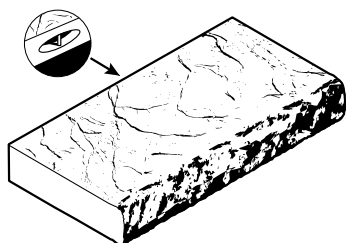
## STEP UNITS

Our Oversize Landscape Step Units are manufactured with uniform heights and naturally textured surfaces, for enhanced pedestrian comfort and safety. Their larger scale also covers more square footage than alternative step options, speeding installation and reducing labor costs.



Oversize Landscape Step Units – GRAY color

D x H x L  
(Nominal Size) • Inches



25 x 6¼ x 48



Oversize Landscape Step Units – GRAY color






Oversize Landscape Step Units – CAMEL color (with County Block Retaining Wall System – CUSTOM color)

Available in the following colors:



Camel



Gray



Portobello

*The color photos shown in this catalog were prepared with careful attention to accuracy. However, colors shown may vary from actual hues and should only be used as a guide. Refer to actual product samples for final color selection. Because concrete units are manufactured with high quality, naturally-mined aggregates and materials, variations in color or shading should be expected in products that are manufactured at different times and in units having different shapes. This color or shading variation is acceptable in the industry.*



# Landscape

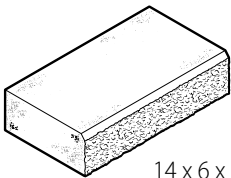
## STEP UNITS

Landscape Step Units smooth stepping surface provides solid and safe footing. Their size speeds up step installation time and reduces the amount of retaining wall block needed.



Landscape Step Units – CUSTOM color

D x H x L  
(Nominal Size) • Inches



14 x 6 x 24

Available in the following colors:



Canyon Brown



Gray



Graphite




October Oak



Silvertone





Landscape Step Units – CUSTOM color

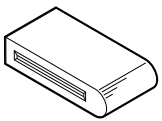


# Crest


## BULLNOSE PAVERS

Crest™ Bullnose Pavers are the ideal finish to steps, pillars, walls, and pool copings; their applications are endless. Each paver meets concrete paver specifications and can be used as accents in driveway and walkway applications.

**D x H x L**  
(Nominal Size) • Inches



6 x 2¾ x 12



Crest Bullnose Pavers – REFLECTION (Smooth) color (with Grand Vantage Pavers – MAJESTIC color)





Crest Bullnose Pavers – TIMELESS (Smooth) color

Available in the following colors and textures:

Smooth



Haven



Timeless



Reflection



Vision



Majestic

*The color photos shown in this catalog were prepared with careful attention to accuracy. However, colors shown may vary from actual hues and should only be used as a guide. Refer to actual product samples for final color selection. Because concrete units are manufactured with high quality, naturally-mined aggregates and materials, variations in color or shading should be expected in products that are manufactured at different times and in units having different shapes. This color or shading variation is acceptable in the industry.*



# Finishing Touches

FOR RETAINING WALLS  
SEAT WALLS & FIRE PITS

Along with our Universal Wall Caps, we also offer the following accent products to crown your Retaining Wall project.

Your backyard fire ring will attain added beauty with our 4-section Fire Ring Cap.

- Column Caps
- Seatwall Caps/Coping/Step Tread
- Burnished Wall Accents
- Fire Ring Caps
- Alliance Lighting  
(See page 114)

## Column and Seat Wall Caps

Available in REFLECTION and VISION colors ONLY



Column and Seat Wall Caps shown in REFLECTION color

(with Tribute Retaining Wall System – GRAPHITE color)



Column and Seat Wall Caps shown in VISION color

(with Tribute Retaining Wall System – GRAPHITE color)



**Column Caps**  
D x H x L  
(Nominal Size) • Inches  
24 x 2<sup>3</sup>/<sub>4</sub> x 24



**Seat Wall Caps**  
D x H x L  
(Nominal Size) • Inches  
13<sup>7</sup>/<sub>8</sub> x 2<sup>3</sup>/<sub>4</sub> x 29<sup>3</sup>/<sub>4</sub>

*The color photos shown in this catalog were prepared with careful attention to accuracy. However, colors shown may vary from actual hues and should only be used as a guide. Refer to actual product samples for final color selection. Because concrete units are manufactured with high quality, naturally-mined aggregates and materials, variations in color or shading should be expected in products that are manufactured at different times and in units having different shapes. This color or shading variation is acceptable in the industry.*

Note: Seat Wall Caps can also be used for coping and step treads.



## Burnished Wall Accents

Available in GALAXY and SEA SALT colors ONLY



Accent shown in GALAXY color

*(with Tribute Retaining Wall System – VISION color)*



Accent shown in SEA SALT color

*(with Tribute Retaining Wall System – GRAPHITE color)*



D x H x L  
(Nominal Size) • Inches

4 x 4 x 16

## Fire Ring Cap (4 Sections)

Available in REFLECTION and VISION colors ONLY



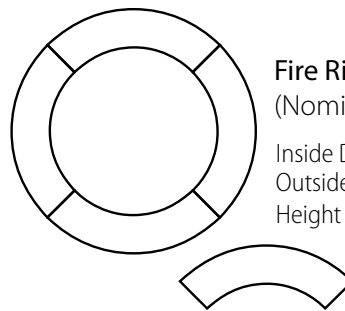
Fire Ring Cap shown in REFLECTION color

*(Fire Pit Kit is shown with Summit Stone Landscape Units – TIMELESS (Tumbled) color)*



Fire Ring Cap shown in VISION color

*(Fire Pit Kit is shown with Summit Stone Landscape Units – TIMELESS (Smooth) color)*



Fire Ring Cap (4 pieces assembled)  
(Nominal Size) • Inches

Inside Diameter – 39  
Outside Diameter – 57  
Height – 2¾



# Finishing Touches

FOR RETAINING WALLS  
SEAT WALLS & FIRE PITS

Bring your landscape investment to life (after hours) – with high-quality, option-packed Alliance Outdoor Lighting products...

- Low Voltage Light Paths
- Ground Lights
- Bullet Lights
- Post Lights
- Wall Lights
- Sconces
- RGB Color Changing and Dimming options with Blue Tooth (BT) Technology
- And Much More...

Please contact one of our locations or your local representative to plan your lighting project.

*The color photos shown in this catalog were prepared with careful attention to accuracy. However, colors shown may vary from actual hues and should only be used as a guide. Refer to actual product samples for final color selection. Because concrete units are manufactured with high quality, naturally-mined aggregates and materials, variations in color or shading should be expected in products that are manufactured at different times and in units having different shapes. This color or shading variation is acceptable in the industry.*

## Alliance Outdoor Lighting

**ALLIANCE**  
OUTDOOR LIGHTING



Bullet Lights



Ledge Lights



Flood Lights



Wall Sconces



Tape – LED



Ground Lights



Post Lights



Area Light Hats



Transformers







## Warranty Information for Concrete Hardscape Products

County Materials works continuously to provide value to our customers and enhance our manufacturing capabilities, all while surpassing our high standards of excellence. We manufacture our hardscape products to meet the industry's standards. That is why we back our hardscape products with an exclusive limited Warranty.

### PAVER Products Warranty

COUNTY MATERIALS CORPORATION'S CONCRETE PAVERS MEET THE REQUIREMENTS OF APPLICABLE ASTM STANDARD(S). COUNTY MATERIALS WARRANTS ITS CONCRETE PAVERS AGAINST MANUFACTURING DEFECTS FOR THE PERIOD OF YOUR RESIDENTIAL HOME OWNERSHIP. FOR COMMERCIAL PROJECTS, COUNTY MATERIALS WARRANTS ITS CONCRETE PAVERS AGAINST MANUFACTURING DEFECTS FOR 5 YEARS AFTER SUBSTANTIAL COMPLETION OF THE PROJECT. THIS WARRANTY IS NON-TRANSFERABLE. THIS LIMITED WARRANTY DOES NOT APPLY TO DAMAGE CAUSED BY IMPROPER STORAGE, ABRASION, OVERLOADING, OR MISUSE, SUCH AS DELAMINATION, SPLITTING, CHIPPING, OR STAINING. THIS LIMITED WARRANTY APPLIES ONLY IF THE PRODUCTS ARE INSTALLED AS DIRECTED BY THE ICPI (WWW.ICPI.ORG) AND COUNTY MATERIALS' APPLICABLE INSTALLATION GUIDELINES. IMPROPER INSTALLATION VOIDS THIS LIMITED WARRANTY. THE ORIGINAL PROOF OF PURCHASE IS NECESSARY. COLOR MATCHING CANNOT BE GUARANTEED. THE FOREGOING LIMITED WARRANTY IS IN LIEU OF AND EXCLUDES ALL OTHER WRITTEN OR ORAL WARRANTIES, INCLUDING THE IMPLIED WARRANTIES OF FITNESS FOR A PARTICULAR PURPOSE AND MERCHANTABILITY. CUSTOMER'S EXCLUSIVE REMEDY FOR BREACH OF THE ABOVE LIMITED WARRANTY IS LIMITED TO COUNTY MATERIALS REPLACING THE PRODUCTS AT NO COST TO THE ORIGINAL CUSTOMER. COUNTY MATERIALS' LIABILITY FOR BREACH OF THE ABOVE LIMITED WARRANTY SHALL NOT EXCEED THE PRICE OF THE PRODUCTS ACTUALLY RECEIVED BY CUSTOMER AND DOES NOT INCLUDE REPLACEMENT LABOR, CONSEQUENTIAL DAMAGES, OR INCIDENTAL DAMAGES.

### RETAINING WALL Products Warranty

**EXCLUSIVE LIMITED WARRANTY:** Seller warrants that stock Products, to the extent they are manufactured by Seller, shall be free from manufacturing defects in materials and workmanship and meet the description and specifications established in Seller's published and internal standards (subject to reasonable variance in accordance with normal industry practice) for a period of thirty (30) days from delivery, and all other warranties are expressly disclaimed as described in the capitalized sentence below. Seller may, in its sole discretion, also rely on any generally accepted industry standards. Seller retains the right, however, to change the dimensions, composition, design, performance, color, and appearance of the Products without liability if, in Seller's judgment, the change is non-material. Seller warrants that non-stock Products manufactured by Seller meet only those specifications and standards provided by Buyer for a period of thirty (30) days from delivery, all other warranties are expressly disclaimed as described in the capitalized sentence below, and Buyer understands that that harmful cracking or other damage may occur if the Product specifications are not properly designed. Seller does not warranty any portion of Products not manufactured by Seller but Seller shall assign to Buyer, upon request, all assignable warranties of Seller's suppliers related to such Products. Acceptance by Buyer of the Products constitutes confirmation that Products meet the description set forth above. THE FOREGOING WARRANTY IS IN LIEU OF AND EXCLUDES ALL OTHER WRITTEN OR ORAL WARRANTIES, INCLUDING THE IMPLIED WARRANTIES OF FITNESS FOR A PARTICULAR PURPOSE AND MERCHANTABILITY, WHETHER EXPRESS OR IMPLIED BY LAW, INCLUDING THE UNIFORM COMMERCIAL CODE AS ENACTED IN THE STATE OF WISCONSIN OR ELSEWHERE. This limited warranty only applies if the Products have not been subjected to misuse, negligence, or accident and have not been unloaded, stored, installed, maintained, altered, or repaired in any manner that, in the Seller's judgment, adversely affects the condition or operation of the Products. Further, the foregoing limited warranty and the exclusive remedy below run only in favor of the original Buyer and may not be assigned or otherwise transferred.

**EXCLUSIVE REMEDY:** For any loss or damage arising out of supplying Products to Buyer, or the sale, operation, or use of the Products—whether such claim is based in contract, warranty, tort (including negligence) or other grounds—BUYER'S EXCLUSIVE REMEDY IS LIMITED, at Seller's sole discretion, to either: (1) refund by the Seller of the purchase price for any non-conforming Products sold hereunder; or (2) the repair or replacement of any non-conforming Products. UNDER THIS EXCLUSIVE REMEDY, BUYER SHALL NOT RECOVER ANY OTHER COSTS FROM THE SELLER, including but not limited to the costs for: return of non-conforming Products, delivery of replacement Products, removal of non-conforming Products, reinstallation of replacement Products (or products purchased to replace any non-conforming Products), and/or any labor charges incurred related to the Products. NO OTHER REMEDY SHALL BE AVAILABLE TO BUYER. ANY CLAIM FOR INCIDENTAL AND/OR CONSEQUENTIAL DAMAGES for lost profits, lost sales, injury to property, or any other incidental or consequential loss IS THEREFORE BARRED PURSUANT TO THE TERMS OF THIS EXCLUSIVE REMEDY. Seller will not be liable for any failure of Products to conform to the Exclusive Limited Warranty above caused by the unloading, storage, installation, or maintenance of the Products, or use of other products/materials in conjunction with the Products that negatively impact the Product or otherwise do not conform with industry standards. The above limitations do not include damages related to personal injury.





## Landscape & Masonry Locations

### Appleton

3019 W Prospect Ave.  
Appleton, WI 54914  
920-734-7733

### Holmen

611 Empire St.  
Holmen, WI 54636  
608-526-9020

### Rice Lake

3200 S Main St.  
Rice Lake, WI 54868  
715-234-8145

### Milwaukee/Butler

5000 North 124th Street  
Milwaukee, WI 53225  
262-896-0755

### Eau Claire

1211 Menomonie St.  
Eau Claire, WI 54703  
715-834-7701

### Madison

6399 Nesbitt Rd.  
Madison, WI 53719  
608-845-8636

### Roberts

1203 70th Ave.  
Roberts, WI 54023  
715-749-4121

### Weston

9303 Schofield Ave.  
Weston, WI 54476  
715-359-7731

### Green Bay

2448 Century Rd.  
Green Bay, WI 54303  
920-497-2416

### Marathon

205 North St.  
Marathon, WI 54448  
715-848-1365

### Stevens Point

2000 Patch St.  
Stevens Point, WI 54481  
715-341-0991

### Wisconsin Rapids

2310 N 40th St.  
Wisconsin Rapids, WI 54494  
715-423-7339

### Hazelhurst

6857 US Hwy 51  
Hazelhurst, WI 54531  
715-356-1174

### Oak Creek

7200 S 10th St.  
Oak Creek, WI 53154  
414-764-8700

### Tomahawk

407 S Tomahawk Ave.  
Tomahawk, WI 54487  
715-453-5463

Contact Customer Service at (800) 242-7733 or visit our website at [www.countymaterials.com](http://www.countymaterials.com) for additional information about County Materials' Dealer Locations.



States with County Materials  
Dealer Locations

We value your business. Please contact your County Materials' representative for specific information on products and their availability in your area.



Proud to be American based  
and American made since 1946


COUNTY MATERIALS CORPORATION





Tranquility Pavers -TIMELESS color  
(with Summit Stone Landscape Units fire pit - REFLECTION and VISION (Smooth) colors)





**(800) 242-7733**  
**countymaterials.com**  
info@countymaterials.com

©2021 County Materials Corporation  
604226724\_0121